
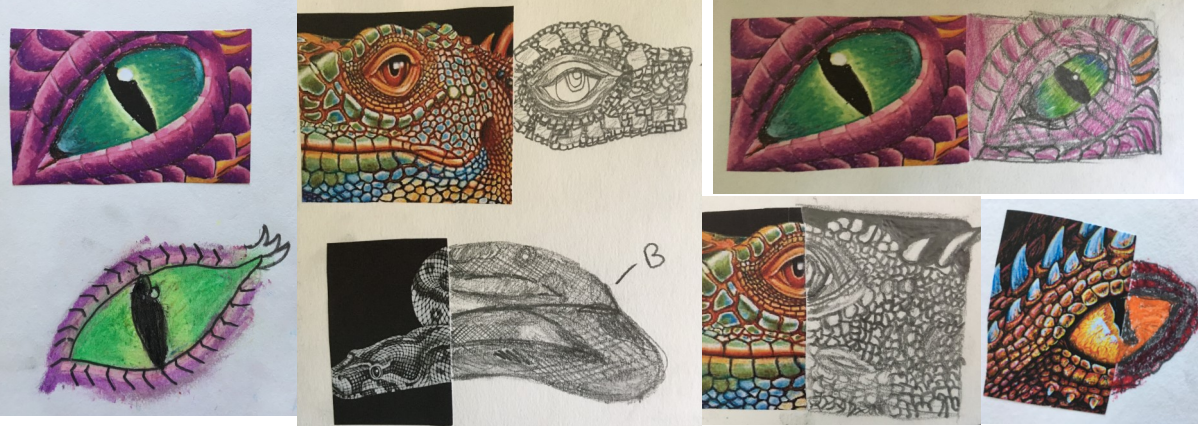



Initially, the children were introduced to the reptile art work of Tim Jeff. They explored his work and developed their drawing skills using a range of media.



Next children explored painting on different media. They used watercolours, poster paints and Brusho ink. All this work was then compiled in their art journal over a double page with annotations.

Finally, the children evaluated their work using art specific vocabulary. They were encouraged to present their evaluation creatively.




Year 6 Dragon Eye Sculptures



Children then spent a number of sessions creating an oil pastel drawing of the eye of a fictional dragon they had created for their Fantastic Beasts story.

Once dry, the children painted their sculpture using poster paints. They allowed layers to dry before adding further colours and used sponges to create a mottled effect. They then glazed them with PVA.



By combining clay and a glass eye pebble the children created a relief sculpture of their dragon eye. They applied cutting, blending, shaping and impressing skills as well as using different tools like a toothpick to help them work so intricately and to keep the detail.

