

Transition Information

Year 3

2025-2026



Year 3 Team



Miss Jo Scott
Year 3 Leader
(Elm)



Miss Bethan Cockram
Year 3 Class Teacher
(Ash)

Year 3 Team



Mrs Justine Seymour

LSA
Elm



Mrs Godden

LSA



Mrs Wendy Bahkta

LSA
Ash

Senior Leaders and Admin Staff



Mrs Vicky Davies
Acting Headteacher



Mrs Terri Blake
Acting Headteacher



Mrs Sarah Robinson
SENDCo & Inclusion Lead



Mrs Michelle Brightwell
Child and Family support
Worker



Miss Aimee Matthews
Business Manager



Mrs Karen Archer
Senior Admin Assistant

Timetable

- **8:40am** - School gates open and children can go into school (early in September parents are welcome to walk their children across the playground)
- 8:50am - Registration taken
- 8:50am – 10:40am - Core session and assemblies
- 10:40 - 10:55am - Break time
- 10:55am – 12:05 – Core session
- 12:05 - 1:00pm - Lunch time
- 1:00 – 3:00pm – Curriculum subjects (e.g. History, French, Science, Art, PE, etc.)
- 3:00 – 3:20pm – Class story/circle time
- **3:20pm** - End of day

Break and Lunchtime

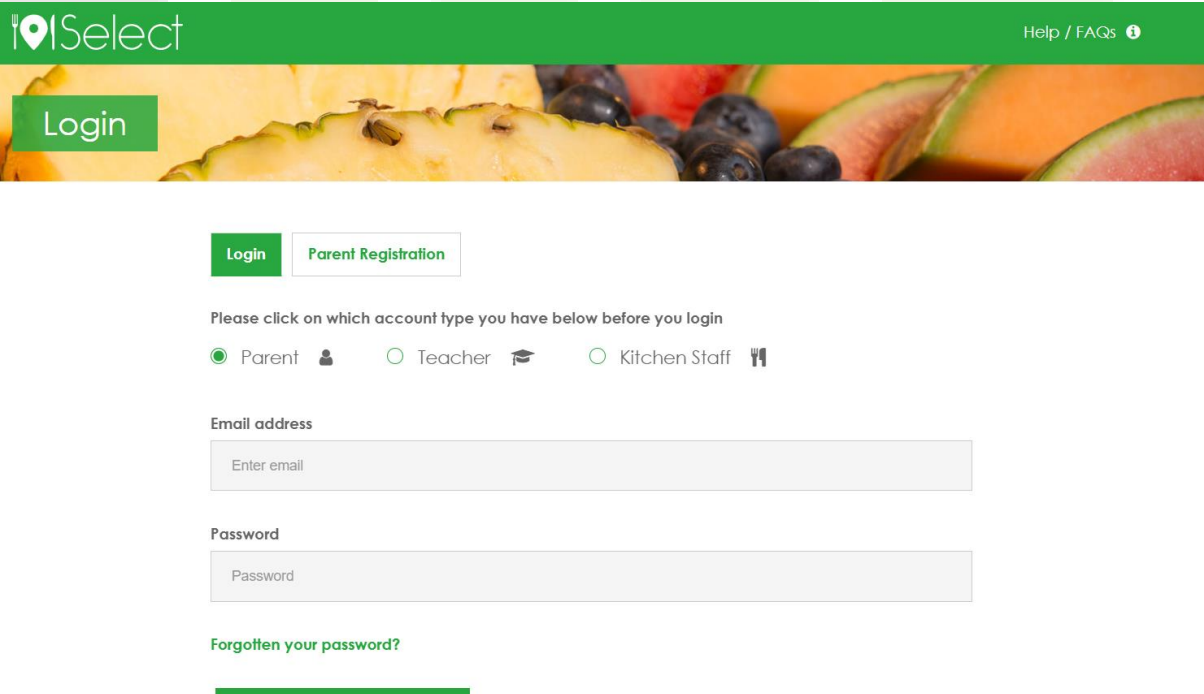
No breaktime snack provided- children should bring a healthy, nut-free snack from home. Ideally fresh fruit or vegetables but can include cereal bars, crackers and other such things (must not be part of their lunch e.g. their sandwich)

Government only provide free hot meals to children in KS1- Only children in receipt of pupil premium funding are eligible for free school meals in KS2

Meals should be purchased through Aspens SELECT

They must be ordered online by 8:30am-

Login details to follow.

The image is a screenshot of the iSelect website's login page. At the top, there is a green header bar with the 'iSelect' logo on the left and a 'Help / FAQs' link on the right. Below the header is a banner image showing various fruits like watermelon, grapes, and kiwi. A green 'Login' button is overlaid on the left side of the banner. Below the banner, there are two buttons: a green 'Login' button and a white 'Parent Registration' button. Under these buttons, a text prompt asks the user to click on their account type. There are three radio button options: 'Parent' (selected), 'Teacher', and 'Kitchen Staff', each accompanied by a small icon. Below the account type selection, there are two text input fields: one for 'Email address' with a placeholder 'Enter email', and one for 'Password' with a placeholder 'Password'. At the bottom of the form, there is a green link that says 'Forgotten your password?'. A solid green horizontal bar is at the very bottom of the page.

Curriculum Overview


At Freegrounds Junior School we **aspire**-to aim high, **believe**— in who we are and **achieve**-beyond our dreams.



The topics we teach are designed to be engaging and relevant to the children as well as promoting:

- Positive mental health and wellbeing
- Celebrating the diversity of Britain
- Outdoor learning

Our 6 learning behaviours



- Resilience
- Independence
- Creativity
- Team work
- Critical thinking
- Reflection



Curriculum Overview

- The United Kingdom
- It Rocks!
- Our Community
- Let's Grow!
- Blue Planet
- The Romans





Year 3 – Long Term Overview – 2025-2026

Year 3	Autumn		Spring		Summer	
TOPIC TITLE	The United Kingdom	It Rocks!	Our Community	Let's Grow!	Blue Planet	The Romans
Enquiry Question	<i>How can art be used to portray the human and physical features of the UK?</i>	<i>How did people survive in Britain during the stone age, bronze age and iron age?</i>	<i>How can I make a positive difference to my community?</i>	<i>What do plants need to grow? Do all plants grow in the same way?</i>	<i>Why are our oceans under threat?</i>	<i>How did the roman empire influence Britain?</i>
Topic linked subjects	Geography United Kingdom study	History Changes between Neolithic and Iron Age	Geography Local area study	Science Plants and food production	Geography Coasts and Oceans	History Impact of the Romans
	Art Painting, Sculpture and Collage	Art Drawing and Painting	Music Community	DT Food and Nutrition	Art Painting and Textiles	DT Textiles
		Science Rocks and Soils	DT Structures	Art Drawing, Painting and Sculpture	Computing Pictograms	Computing Programming Sequencing Sounds
			Computing Creating media Desktop Publishing			
Stand-alone subjects	Science Magnets		Science Animals, skeletons and movement		Science Solid, Liquid and Gas	Science Light
	Science Longitudinal Study- Trees					
	Computing Systems and Networks	Music Christmas				
	RE Special Books	RE Waiting	RE Neighbours	RE Changing emotions	RE Celebrating	RE Community
	Games Football	Games Basketball	Games Tag Rugby	Games Tennis	Games Cricket	Games Athletics
	PE Fundamentals	PE Yoga	PE OAA	PE Gymnastics	PE Dance	PE Golf
	French I am Learning French	French Animals	French Instruments	French I Am Able...	French Fruits	French Ice-Cream
	PSHE Me and My Relationships	PSHE Rights and Responsibilities	PSHE Keeping Myself Safe	PSHE Being My Best	PSHE Valuing Difference	PSHE Growing and Changing
		Butser Ancient Farm	Hedge End centre,	Aspens Chef Liam supporting with cooking	Lepe Beach	Fort Nelson
Trips offsite and visitors into school						



TRICK BOX


Trick Box programmes develop personal skills in 4 key areas through positive habit formation.

Confidence

Confident -
thinking
body-language
self-beliefs
actions

Communication

Positive -
communication
choices
behaviour



Calm

Mindful -
emotional management
relaxation
solution thinking

Creativity

Creative -
mindset
interests
opportunities

Homework

WEEKLY HOMEWORK

- 10 spellings to learn each week
- Read to an adult at least 5 times a week
- Practise times tables on TT Rockstars
- A times table worksheet

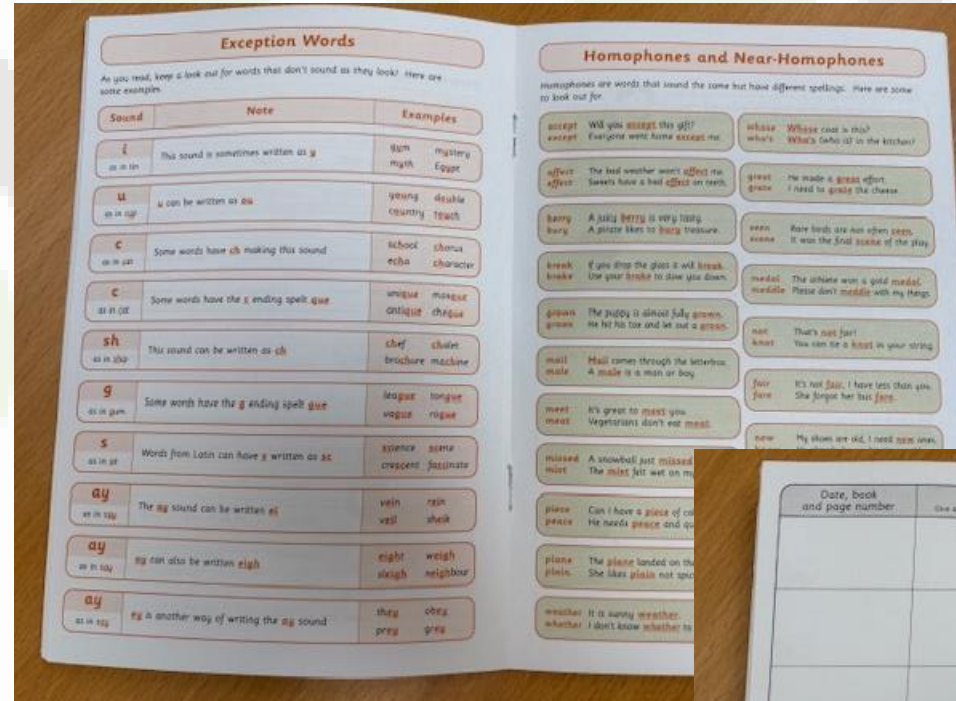
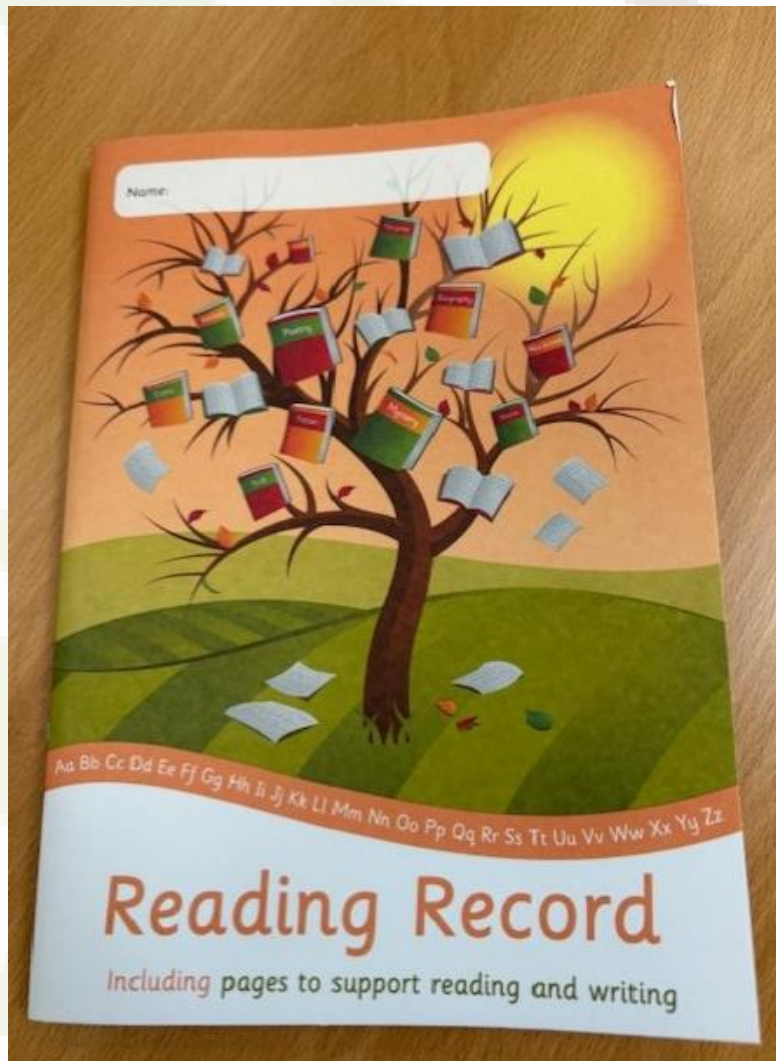


OPTIONAL HALF TERM PROJECT



Reading Record

This includes pages to support with reading and writing



Date, book and page number	Comments
	Give a score out of 10 to show how much you enjoyed your reading
	10
	10
	10
	10
	10
	10
	10
Tricky words, or new words I have learned	

Date, book and page number	Comments
	Give a score out of 10 to show how much you enjoyed your reading
	10
	10
	10
	10
	10
	10
	10
Tricky words, or new words I have learned	

Times Tables

It is a national expectation for all children to have rapid recall of multiplication facts up to 12×12 by the end of Year 4. At Freegrounds Junior School we believe that rapid recall means that children are able to provide an answer to a times tables question, presented to them at random, within three seconds.

1x1	2x1	3x1	4x1	5x1	6x1	7x1	8x1	9x1	10x1	11x1	12x1
1x2	2x2	3x2	4x2	5x2	6x2	7x2	8x2	9x2	10x2	11x2	12x2
1x3	2x3	3x3	4x3	5x3	6x3	7x3	8x3	9x3	10x3	11x3	12x3
1x4	2x4	3x4	4x4	5x4	6x4	7x4	8x4	9x4	10x4	11x4	12x4
1x5	2x5	3x5	4x5	5x5	6x5	7x5	8x5	9x5	10x5	11x5	12x5
1x6	2x6	3x6	4x6	5x6	6x6	7x6	8x6	9x6	10x6	11x6	12x6
1x7	2x7	3x7	4x7	5x7	6x7	7x7	8x7	9x7	10x7	11x7	12x7
1x8	2x8	3x8	4x8	5x8	6x8	7x8	8x8	9x8	10x8	11x8	12x8
1x9	2x9	3x9	4x9	5x9	6x9	7x9	8x9	9x9	10x9	11x9	12x9
1x10	2x10	3x10	4x10	5x10	6x10	7x10	8x10	9x10	10x10	11x10	12x10
1x11	2x11	3x11	4x11	5x11	6x11	7x11	8x11	9x11	10x11	11x11	12x11
1x12	2x12	3x12	4x12	5x12	6x12	7x12	8x12	9x12	10x12	11x12	12x12

Times Tables RockStars: Designed to help children learn and practice their times tables, with a focus on speed of recall.

- Login online and play at home
- Create your own avatar and buy accessories with coins earned
- Inter-school competitions



Reading

- Children earn an independence effort mark every time they record 20 reads in their diary (one per day)
- Children are entered into a raffle prize draw each week if they have read five or more times
- They will read with increased fluency and add appropriate intonation and expression
- At school, the focus will be on fluency and comprehension skills such as inference and understanding of vocabulary.
- Some children will work through a catch-up phonics programme









The Empowerment Approach:

Positive Behaviour Policy

Supporting pro-social and pro-learning skills

At Freegrounds Junior School, we believe that when children feel better they do better, which is why we have adopted the Empowerment Approach. We believe in being 'curious not furious'.

The Empowerment Approach teaches everyone:

	About the brain and how it works		How to help children prepare to be at their best for learning and play in ways that work for everyone
	A way to help a child work out the unmet needs behind their difficulties and know ways to fill these needs in helpful ways		The best way to react and help someone get back on track when things go wrong
	How to help a child build the skills needed to manage well in learning and play - even when their needs aren't being met		How to follow-up and problem-solve with children so they manage better next time and make good progress over time

The Empowerment Approach: Brain Fit

The Empowerment Approach is built on three key principles.

1. all young people (and the adults around them) will benefit from learning about themselves: finding out how their brain works and understanding their needs and stressors
2. all young people need plenty of opportunities to learn and practise skills that will help them to manage well whatever challenges life throws their way
3. the way in which adults respond when things go wrong for children and how they follow up incidents are crucial factors in determining whether a child has a great outcome or a poorer one.


Positive behaviour expectations

At Freegrounds Junior School we are...

Kind, Polite, Respectful and Hardworking



Effort marks
Pro-social



Certificates



Star
of the week



Houses

Russet

Winston

Empire

Bramley



School Uniform

School Uniform

At Freegrounds Junior School we believe in taking pride in all areas of school life including appearance. This includes the wearing of a school uniform as it encourages pride in the school, a feeling of belonging and smart appearance. School uniform should be selected from the following:

Winter Uniform

- Black tailored trousers/skirt/pinafore
- White polo shirt (with or without school logo)
- Green school sweatshirt OR green school cardigan (both available from [Skool Kit](#) in Eastleigh)
- Flat, sturdy, black 'school' shoes/ankle boots or entirely black trainers
- Plain socks or plain, dark-coloured tights



Summer Uniform

In addition to the Winter uniform:

- Green and White check gingham dress
- Black tailored shorts
- Plain socks or plain, dark-coloured tights



PE Uniform

- Plimsolls/trainers
- Black shorts/jogging trousers/leggings
- White round neck T-shirt (with or without school logo)
- Black PE School sweatshirt (available from Skoolkit) or green school sweatshirt/cardigan or plain black sweatshirt or hoodie. (In Year 6, a black leaver's hoodie purchased through the school may be worn.)



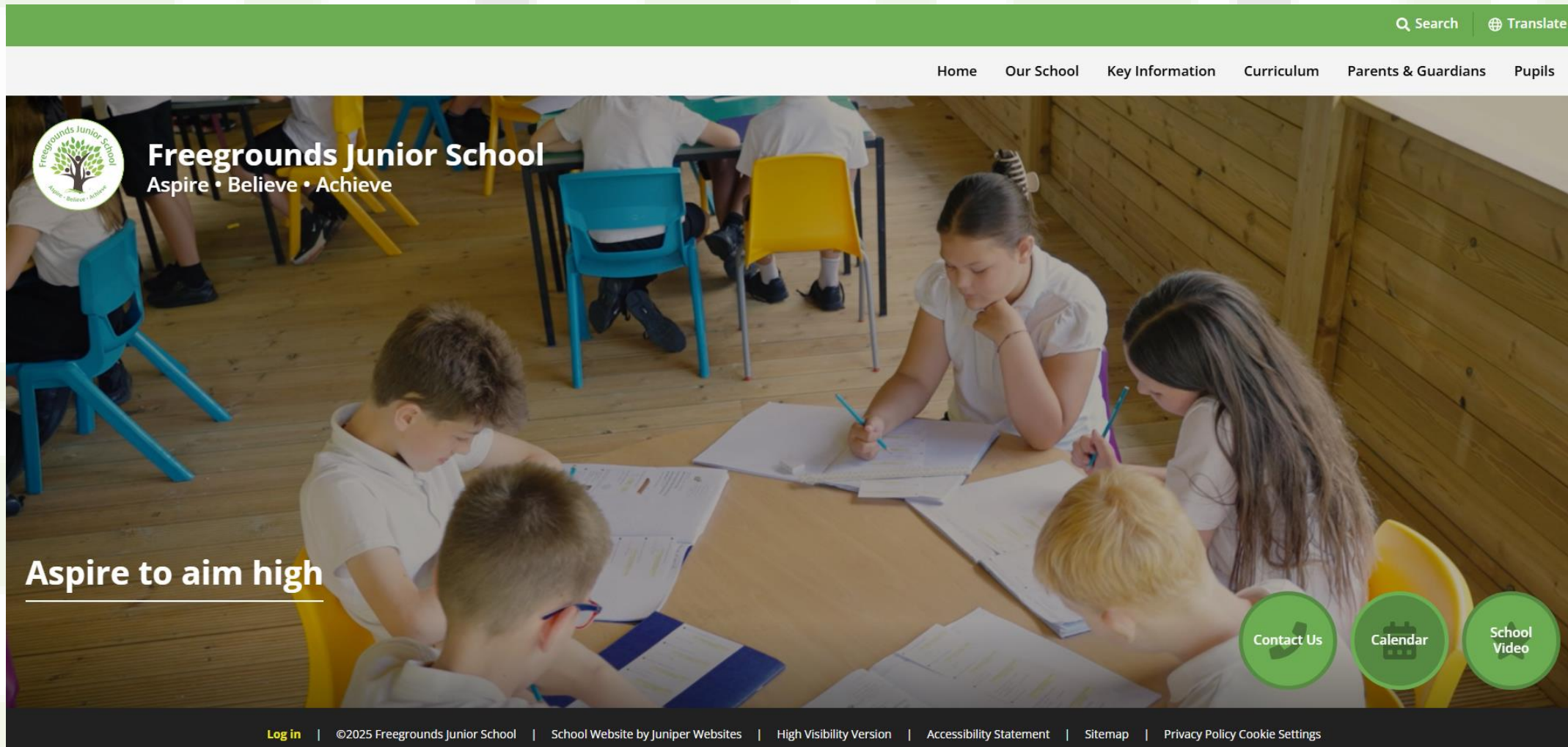
Please remember to label all of your child's items with their name.

General Reminders

- Full school uniform- named
- PE kits worn to school on PE days
- Stationery provided by school
- Named reusable drinks bottle
- Reading Record
- Reading book – from school
- School bag – cubby holes
- School dinners and break time snacks
- Medication – inhalers




Freegrounds Junior School website & Social media




- Weekly notices on a Friday
- Monthly newsletters

Transition Activities



Transition Day – Thursday 26th June

- Arrive and register as normal at the infant school
(9:05 in the Junior School office for children who do not attend the infants)
- The children will be escorted over to the Junior School for transition morning and return to the infant school at 12:00 for lunch
- Please can the children bring their favourite book with them



A stylized, light gray tree with a thick trunk and several branches. The tree is surrounded by numerous light green, oval-shaped leaves. The background is white. The text is centered over the tree.

Time for questions and to look around your
child's classroom